






## FTM Systemübersicht

					
VEKA Profilsystem	<b>SL 70 AD</b>	<b>SL 76 AD</b>	<b>SL 76 MD</b>	<b>SL 82 AD</b>	<b>SL 82 MD</b>
Uf-Wert Profile	1,3 W/m <sup>2</sup> K	1,2 W/m <sup>2</sup> K	1,1 W/m <sup>2</sup> K	1,2 W/m <sup>2</sup> K	1,1 W/m <sup>2</sup> K
Uw-Wert* Standard	1,2 W/m <sup>2</sup> K	1,2 W/m <sup>2</sup> K	1,1 W/m <sup>2</sup> K	1,2 W/m <sup>2</sup> K	1,1 W/m <sup>2</sup> K
Uw-Wert* möglich bis	0,92 W/m <sup>2</sup> K	0,83 W/m <sup>2</sup> K	0,79 W/m <sup>2</sup> K	0,80 W/m <sup>2</sup> K	0,76 W/m <sup>2</sup> K
Bautiefe	70 mm	76 mm	76 mm	82 mm	82 mm
Kammern	5	6	6	7	7
Glaseinsatz Standard Ug	1,0 W/m <sup>2</sup> K	1,0 W/m <sup>2</sup> K	1,0 W/m <sup>2</sup> K	1,0 W/m <sup>2</sup> K	1,0 W/m <sup>2</sup> K
Glasdicke bis max.	42 mm	48 mm	48 mm	52 mm	52 mm
Farbe / Dekor	Foliendekor	Spectral oder Foliendekor	Spectral oder Foliendekor	Spectral oder Foliendekor	Spectral oder Foliendekor
Farbe Standard	weiß	weiß	weiß	weiß	weiß
Blendrahmen Standard	R67/80	R71	R71	R73	R73
Flügel Standard	F80	F84	F84	F84	F84
FBA Standard	Transportprofil	Transportprofil	Transportprofil	Transportprofil	Transportprofil
Alu-Vorsatzschale	-	ja	ja	ja	ja

\* Uw-Werte gelten auf das Prüfenster 1,23m x 1,48m